






Item			
Model		RC804	RC854
Picture			
Power (hp)		80	85
Drive Type		4x4	4x4
Rated Traction Force (kN)		16.9	18
Max. Lifting Force(610mm behind the hitch point)		≥16.00	≥16.00
Power of PTO Shaft(kW)		50.0	53.1
PTO shaft Type		Rear, 6 spline, live	Rear, 6 spline, live
PTO Shaft Speed (r/min)		760/850	760/850
Engine	Brand	YTO	YTO
	Model	LR4B5-23	LR4M5-23
	Type	Diesel, direct Injection, 4 stroke, vertical, water-cooling, 4 cylinder	Diesel, direct Injection, 4 stroke, vertical, water-cooling, 4 cylinder
	Rated Power (kW)	58.8	62.5
	Rated Speed (rpm)	2300	2300
	Max Torque (Nm)@rpm	306.2@1500-1700	324.4@1500-1700
	Bore×Stroke(mm)	108×135	110×135
	Rated fuel consumption rate(g/kW-h)	≤242	≤242
	Air intake	Natural aspiration	Natural aspiration
Air filter	Oil bath, outter	Oil bath, outter	
Clutch		Double action, 12'	Double action, 12'
Gearbox		16F+8R shuttle, meshing sleeve, side control	16F+8R shuttle, meshing sleeve, side control
Overall Dimensions(L×W×H) (mm)		4382(with front ballast)×2046×2760(to muffler top)	4382(with front ballast)×2046×2760(to muffler top)
Wheelbase (mm)		2193.5	2193.5
Front Wheel Track (mm)		(1600), 1688, 1708, 1796, 1822, 1842, 1930	(1600), 1688, 1708, 1796, 1822, 1842, 1930
Rear Wheel Track (mm)		(1616), 1703, 1818, 1901, 2016	(1616), 1703, 1818, 1901, 2016
Min. Ground Clearance (mm)		389	389
Structural Weight (with/without cab) (Kg)		3750/3500	3750/3500
Hydraulic lifter		Separated, position and floating control	Separated, position and floating control
Differential Lock		Yes	Yes
Hydraulic Steering		Yes	Yes
Tire		12.4-24/16.9-34	12.4-24/16.9-34
Speed Range (Km/h)		Forward /Reverse: 1.58-33.69/2.41-37.67	Forward /Reverse: 1.58-33.69/2.41-37.67
Draw bar		U shape Fixed	U shape Fixed
	Engine	YUCHAI YC4A90-T22	YUCHAI YC4A100-20
		QUANCHAI 4JR3AT80X	QUANCHAI QC4110T
	Gearbox	8F+4R	8F+4R
		16F+8R creeper	16F+8R creeper
	PTO speed	540/1000	540/1000
	PTO type	8-spline	8-spline
Ballast	Front ballast 20kg*11 pcs	Front ballast 20kg*11 pcs	
	Rear ballast 40kg*12 pcs max	Rear ballast 40kg*12 pcs max	




Optional	Remote valve	Two way	Two way
	Cabin	Cab with fan	Cab with fan
		Cab with heater	Cab with heater
		Cab with A/C	Cab with A/C
	ROPS	ROPS only	ROPS only
		ROPS+Canopy	ROPS+Canopy
	Drawbar	Swing drawbar	Swing drawbar
		Welded drawbar (height adjustable)	Welded drawbar (height adjustable)
	Tire	11.2-24/16.9-34(paddy tire)	11.2-24/16.9-34(paddy tire)
		11.2-24/16.9-34	11.2-24/18.4-30
		/	12.4-24/18.4-30
		/	12.4-24/18.4-34
Hydraulic lifter	Semi-separated, position, draft&position and floating control	Semi-separated, position, draft&position and floating control	
Air brake	Optional	Optional	
40ft HQ CBU Loading Quantity (units) (with cabin)		3	3

4x4		
RC904	RC954	RC1004
		
90	95	100
4x4	4x4	4x4
18.2	19.3	21.3
≥16.00	≥17.7	≥17.7
56.3	59.5	62.5
Rear, 6 spline, live	Rear, 6 spline, live	Rear, 6 spline, live
760/850	760/850	760/850
YTO	YTO	YTO
LR4M5-23	LR4M3Z-23	LR4M3Z-23
Diesel, direct Injection, 4 stroke, vertical, water-cooling, 4 cylinder	Diesel, direct Injection, 4 stroke, vertical, water-cooling, 4 cylinder	Diesel, direct Injection, 4 stroke, vertical, water-cooling, 4 cylinder
66.2	70	73.5
2300	2300	2300
343.6@1500-1700	363.6@1500-1700	383.1@1600-1800
110x135	110x125	110x125
≤242	≤242	≤242
Natural aspiration	Turbo charge	Turbo charge
Oil bath, outter	Oil bath, outter	Oil bath, outter
Double action, 12'	Double action, 12'	Double action, 12'
16F+8R shuttle, meshing sleeve, side control	16F+8R shuttle, meshing sleeve, side control	16F+8R shuttle, meshing sleeve, side control
4382(with front ballast)×2046×2760(to muffler top)	4382(with front ballast)×2046×2760(to muffler top)	4382(with front ballast)×2046×2760(to muffler top)
2193.5	2193.5	2193.5
(1600), 1688, 1708, 1796, 1822, 1842, 1930	(1600), 1688, 1708, 1796, 1822, 1842, 1930	(1600), 1688, 1708, 1796, 1822, 1842, 1930
(1616), 1703, 1818, 1901, 2016	(1616), 1703, 1818, 1901, 2016	(1616), 1703, 1818, 1901, 2016
415	415	415
3800/3550	3800/3550	3800/3550
Separated, position and floating control	Separated, position and floating control	Separated, position and floating control
Yes	Yes	Yes
Yes	Yes	Yes
12.4-24/16.9-34	12.4-24/16.9-34	12.4-24/16.9-34
Forward /Reverse: 1.58-33.69/2.41-37.67	Forward /Reverse: 1.58-33.69/2.41-37.67	Forward /Reverse: 1.58-33.69/2.41-37.67
U shape Fixed	U shape Fixed	U shape Fixed
YUCHAI YC4BA105-T20	YUCHAI YC4B105Z-T22	YUCHAI YC4A110Z-T20
QUANCHAI QC4112T	QUANCHAI QC4112T	QUANCHAI QC4115T
8F+4R	8F+4R	8F+4R
16F+8R creeper	16F+8R creeper	16F+8R creeper
540/1000	540/1000	540/1000
8-spline	8-spline	8-spline
Front ballast 20kg*11 pcs	Front ballast 20kg*11 pcs	Front ballast 20kg*11 pcs
Rear ballast 40kg*12 pcs max	Rear ballast 40kg*12 pcs max	Rear ballast 40kg*12 pcs max

Two way	Two way	Two way
Cab with fan	Cab with fan	Cab with fan
Cab with heater	Cab with heater	Cab with heater
Cab with A/C	Cab with A/C	Cab with A/C
ROPS only	ROPS only	ROPS only
ROPS+Canopy	ROPS+Canopy	ROPS+Canopy
Swing drawbar	Swing drawbar	Swing drawbar
Welded drawbar (height adjustable)	Welded drawbar (height adjustable)	Welded drawbar (height adjustable)
11.2-24/16.9-34(paddy tire)	11.2-24/16.9-34(paddy tire)	11.2-24/16.9-34(paddy tire)
11.2-24/18.4-30	11.2-24/18.4-30	11.2-24/18.4-30
12.4-24/18.4-30	12.4-24/18.4-30	12.4-24/18.4-30
12.4-24/18.4-34	12.4-24/18.4-34	12.4-24/18.4-34
Semi-separated, position, draft&position and floating control	Semi-separated, position, draft&position and floating control	Semi-separated, position, draft&position and floating control
Optional	Optional	Optional
3	3	3

RC800	RC850	RC900
		
80	85	90
4x2	4x2	4x2
15.6	16.6	16.8
≥16.00	≥16.00	≥16.00
50.0	53.1	56.3
Rear, 6 spline, live	Rear, 6 spline, live	Rear, 6 spline, live
760/850	760/850	760/850
YTO	YTO	YTO
LR4B5-23	LR4M5-23	LR4M5-23
Diesel, direct Injection, 4 stroke, vertical, water-cooling, 4 cylinder	Diesel, direct Injection, 4 stroke, vertical, water-cooling, 4 cylinder	Diesel, direct Injection, 4 stroke, vertical, water-cooling, 4 cylinder
58.8	62.5	66.2
2300	2300	2300
306.2@1500-1700	324.4@1500-1700	343.6@1500-1700
108x135	110x135	110x135
≤242	≤242	≤242
Natural aspiration	Natural aspiration	Natural aspiration
Oil bath, outter	Oil bath, outter	Oil bath, outter
Double action, 12'	Double action, 12'	Double action, 12'
16F+8R shuttle, meshing sleeve, side control	16F+8R shuttle, meshing sleeve, side control	16F+8R shuttle, meshing sleeve, side control
4382(with front ballast)x2046x2760(to muffler top)	4382(with front ballast)x2046x2760(to muffler top)	4382(with front ballast)x2046x2760(to muffler top)
2192	2192	2192
(1550), 1650, 1750, 1850	(1550), 1650, 1750, 1850	(1550), 1650, 1750, 1850
(1616), 1703, 1818, 1901, 2016	(1616), 1703, 1818, 1901, 2016	(1616), 1703, 1818, 1901, 2016
466	466	498.5
3350/3100	3350/3100	3400/3150
Separated, position and floating control	Separated, position and floating control	Separated, position and floating control
Yes	Yes	Yes
Yes	Yes	Yes
6.50-20/14.9-30	6.50-20/14.9-30	6.50-20/14.9-30
Forward /Reverse: 1.58-33.69/2.41-37.67	Forward /Reverse: 1.58-33.69/2.41-37.67	Forward /Reverse: 1.58-33.69/2.41-37.67
U shape Fixed	U shape Fixed	U shape Fixed
YUCHAI YC4A90-T22	YUCHAI YC4A100-20	YUCHAI YC4BA105-T20
QUANCHAI 4JR3AT80X	QUANCHAI QC4110T	QUANCHAI QC4112T
8F+4R	8F+4R	8F+4R
16F+8R creeper	16F+8R creeper	16F+8R creeper
540/1000	540/1000	540/1000
8-spline	8-spline	8-spline
Front ballast 20kg*11 pcs	Front ballast 20kg*11 pcs	Front ballast 20kg*11 pcs
Rear ballast 40kg*12 pcs max	Rear ballast 40kg*12 pcs max	Rear ballast 40kg*12 pcs max

Two way	Two way	Two way
Cab with fan	Cab with fan	Cab with fan
Cab with heater	Cab with heater	Cab with heater
Cab with A/C	Cab with A/C	Cab with A/C
ROPS only	ROPS only	ROPS only
ROPS+Canopy	ROPS+Canopy	ROPS+Canopy
Swing drawbar	Swing drawbar	Swing drawbar
Welded drawbar (height adjustable)	Welded drawbar (height adjustable)	Welded drawbar (height adjustable)
6.5-20/14.9-30 (paddy tire)	6.5-20/14.9-30 (paddy tire)	7.5-20/14.9-30 (paddy tire)
6.5-20/11-32 (paddy tire)	6.5-20/11-32 (paddy tire)	7.5-20/11-32 (paddy tire)
/	/	/
/	/	/
Semi-separated, position, draft&position and floating control	Semi-separated, position, draft&position and floating control	Semi-separated, position, draft&position and floating control
Optional	Optional	Optional
3	3	3

RC950	RC1000	RC1100
		
95	100	110
4x2	4x2	4x2
17.8	19.7	19.7
≥17.7	≥17.7	≥19.5
59.5	62.5	68.85
Rear, 6 spline, live	Rear, 6 spline, live	Rear, 6 spline, live
760/850	760/850	760/850
YTO	YTO	YTO
LR4M3Z-23	LR4M3Z-23	LR4M3Z-24
Diesel, direct Injection, 4 stroke, vertical, water-cooling, 4 cylinder	Diesel, direct Injection, 4 stroke, vertical, water-cooling, 4 cylinder	Diesel, direct Injection, 4 stroke, vertical, water-cooling, 4 cylinder
70	73.5	81
2300	2300	2400
363.6@1500-1700	383.1@1600-1800	383.1@1600-1800
110x125	110x125	110x125
≤242	≤242	≤242
Turbo charge	Turbo charge	Turbo charge
Oil bath, outter	Oil bath, outter	Oil bath, outter
Double action, 12'	Double action, 12'	Double action, 12'
16F+8R shuttle, meshing sleeve, side control	16F+8R shuttle, meshing sleeve, side control	16F+8R shuttle, meshing sleeve, side control
4382(with front ballast)×2046×2760(to muffler top)	4382(with front ballast)×2046×2760(to muffler top)	4382(with front ballast)×2046×2760(to muffler top)
2192	2192	2192
(1550), 1650, 1750, 1850	(1550), 1650, 1750, 1850	(1600), 1688, 1708, 1796, 1822, 1842, 1930
(1616), 1703, 1818, 1901, 2016	(1616), 1703, 1818, 1901, 2016	(1616), 1703, 1818, 1901, 2016
498.5	498.5	498.5
3400/3150	3400/3150	3400/3150
Separated, position and floating control	Separated, position and floating control	Separated, position and floating control
Yes	Yes	Yes
Yes	Yes	Yes
6.50-20/14.9-30	6.50-20/14.9-30	6.50-20/14.9-30
Forward /Reverse: 1.58-33.69/2.41-37.67	Forward /Reverse: 1.58-33.69/2.41-37.67	Forward /Reverse: 1.58-33.69/2.41-37.67
U shape Fixed	U shape Fixed	U shape Fixed
YUCHAI YC4B105Z-T22	YUCHAI YC4A110Z-T20	/
QUANCHAI QC4112T	QUANCHAI QC4115T	QUAN CHAI
8F+4R	8F+4R	8F+4R
16F+8R creeper	16F+8R creeper	16F+8R creeper
540/1000	540/1000	540/1000
8-spline	8-spline	8-spline
Front ballast 20kg*11 pcs	Front ballast 20kg*11 pcs	Front ballast 20kg*11 pcs
Rear ballast 40kg*12 pcs max	Rear ballast 40kg*12 pcs max	Rear ballast 40kg*12 pcs max

Two way	Two way	Two way
Cab with fan	Cab with fan	Cab with fan
Cab with heater	Cab with heater	Cab with heater
Cab with A/C	Cab with A/C	Cab with A/C
ROPS only	ROPS only	ROPS only
ROPS+Canopy	ROPS+Canopy	ROPS+Canopy
Swing drawbar	Swing drawbar	Swing drawbar
Welded drawbar (height adjustable)	Welded drawbar (height adjustable)	Welded drawbar (height adjustable)
6.5-20/14.9-30 (paddy tire)	6.5-20/14.9-30 (paddy tire)	6.5-20/14.9-30 (paddy tire)
6.5-20/11-32 (paddy tire)	6.5-20/11-32 (paddy tire)	6.5-20/11-32 (paddy tire)
/	/	/
/	/	/
Semi-separated, position, draft&position and floating control	Semi-separated, position, draft&position and floating control	Semi-separated, position, draft&position and floating control
Optional	Optional	Optional
3	3	3