




<b>Item Model</b>		<b>RF304</b>
<b>Picture</b>		
<b>Power (hp)</b>		<b>30</b>
<b>Drive Type</b>		<b>4x4</b>
<b>Rated Traction Force (kN)</b>		<b>6.9</b>
<b>Max. Lifting Force(610mm behind the hitch point)</b>		<b>≥4.96</b>
<b>Power of PTO Shaft(kW)</b>		<b>19.9</b>
<b>PTO shaft Type</b>		<b>Rear, 6 spline, no-live</b>
<b>PTO Shaft Speed (r/min)</b>		<b>540/730</b>
<b>Engine</b>	<b>Brand</b>	<b>CHANGCHAI</b>
	<b>Model</b>	<b>ZN390T</b>
	<b>Type</b>	<b>Diesel, direct Injection, 4 stroke, vertical, water-cooling, 3 cylinder</b>
	<b>Rated Power (kW)</b>	<b>22.1</b>
	<b>Rated Speed (rpm)</b>	<b>2500</b>
	<b>Max Torque (Nm)@rpm</b>	<b>≥96@1875</b>
	<b>BorexStroke(mm)</b>	<b>90X95</b>
	<b>rated fuel consumption rate(g/kWh)</b>	<b>≤244</b>
	<b>Air intake</b>	<b>Natural aspiration</b>
<b>Air filter</b>	<b>Outer, oil bath</b>	
<b>Clutch</b>		<b>Double action, 8'</b>
<b>Gearbox</b>		<b>8F+2R, sliding gear, central control</b>
<b>Overall Dimensions(LxWxH) (mm)</b>		<b>3290*1530*1895</b>
<b>Wheelbase (mm)</b>		<b>1706</b>
<b>Front Wheel Track (mm)</b>		<b>960, 1100, 1200, 1300 adjustable</b>
<b>Rear Wheel Track (mm)</b>		<b>960, 1100, 1200, 1300 adjustable</b>
<b>Min. Ground Clearance (mm)</b>		<b>358</b>
<b>Structure Weight (Kg)</b>		<b>1300</b>
<b>Hydraulic lifter</b>		<b>Semi-separated, position and floating control</b>
<b>Differential Lock</b>		<b>Yes</b>
<b>Hydraulic Steering</b>		<b>Yes</b>
<b>Tire</b>		<b>6.0-16/12.4-24</b>
<b>Speed Range (Km/h)</b>		<b>Forward /Reverse1.40-32.00/1.78-9.40</b>
<b>Draw bar</b>		<b>U shape fixed</b>
<b>Meters</b>		<b>Separated</b>
<b>Optional accessories</b>	<b>Engine</b>	<b>/</b>
	<b>Clutch</b>	<b>Single action</b>
	<b>Gearbox</b>	<b>/</b>
	<b>PTO speed</b>	<b>540/1000 RPM</b>
	<b>PTO type</b>	<b>8-spline</b>
	<b>Ballasts</b>	<b>Front ballast 10kg*8 pcs max</b>
		<b>Rear ballast 40kg*4 pcs max</b>
	<b>Remote valve</b>	<b>Two way</b>
		<b>Simple remote valve</b>
	<b>Cabin</b>	<b>/</b>
	<b>ROPS</b>	<b>ROPS only</b>
		<b>ROPS+Canopy</b>
<b>Drawbar</b>	<b>Swing drawbar</b>	
<b>Tire</b>	<b>/</b>	

	<b>Air brake</b>	Optional
	<b>Front fender</b>	/
<b>40ft HQ CBU Loading Quantity (units) (with ROPS)</b>		4
<b>40ft HQ SKD Loading Quantity (units) (with ROPS)</b>		16

4x4		
RF354	RF404	RF300
		
<b>35</b>	<b>40</b>	<b>30</b>
4x4	4x4	4x2
7.7	8.5	6.3
≥5.79	≥6.65	≥4.96
23.1	26.47	19.9
Rear, 6 spline, no-live	Rear, 6 spline, no-live	Rear, 6 spline, no-live
540/730	540/730	540/730
JIANG DONG	CHANGCHAI	CHANGCHAI
TY3100IT	ZN490BT	ZN390T
Diesel, direct Injection, 4 stroke, vertical, water-cooling, 3 cylinder	Diesel, direct Injection, 4 stroke, vertical, water-cooling, 4 cylinder	Diesel, direct Injection, 4 stroke, vertical, water-cooling, 3 cylinder
25.7	29.4	22.1
2400	2400	2500
≥124@1650	≥138@1800	≥96@1875
100x105	90X100	90X95
≤244	≤255	≤244
Natural aspiration	Natural aspiration	Natural aspiration
Outer, oil bath	Outer, oil bath	Outer, oil bath
Double action, 8'	Double action, 8'	Double action, 8'
8F+2R, sliding gear, central control	8F+2R, sliding gear, central control	8F+2R, sliding gear, central control
3312*1550*2556	3312*1550*2556	3340*1500*2051
1780	1818	1706
1100, 1200, 1300 adjustable	1100, 1200, 1300 adjustable	1100, 1200, 1300 adjustable
960-1460adjustable	960-1460adjustable	960-1460 adjustable
405	405	338
1400	1400	1180
Semi-separated, position and floating control	Semi-separated, position and floating control	Semi-separated, position and floating control
Yes	Yes	Yes
Yes	Yes	Yes
6.50-16/ 11.2-24	7.50-16/12.4-24	5.00-15/ 11.2-24
Forward /Reverse1.81-27.52/3.23-7.70	Forward /Reverse1.81-27.52/3.23-7.70	Forward /Reverse1.40-32.00/1.78-9.40
U shape fixed	U shape fixed	U shape fixed
Separated	Separated	Separated
Changchai 485T (4 cylinder)	/	/
Single action	Single action	Single action
/	/	/
540/1000 RPM	540/1000 RPM	540/1000 RPM
8-spline	8-spline	8-spline
Front ballast 10kg*8 pcs max	Front ballast 10kg*8 pcs max	Front ballast 10kg*8 pcs max
Rear ballast 40kg*4 pcs max	Rear ballast 40kg*4 pcs max	Rear ballast 40kg*4 pcs max
Two way	Two way	Two way
Simple remote valve	Simple remote valve	Simple remote valve
/	/	/
ROPS only	ROPS only	ROPS only
ROPS+Canopy	ROPS+Canopy	ROPS+Canopy
Swing drawbar	Swing drawbar	Swing drawbar
/	/	/

Optional	Optional	Optional
/	/	/
4	4	4
16	16	16

<b>4x2</b>	
<b>RF350</b>	<b>RF400</b>
	
<b>35</b>	<b>40</b>
4x2	4x2
7	7.8
≥5.79	≥6.65
23.1	26.5
Rear, 6 spline, no-live	Rear, 6 spline, no-live
540/730	540/730
JIANG DONG	CHANGCHAI
TY3100IT	ZN490BT
Diesel, direct Injection, 4 stroke, vertical, water-cooling, 3 cylinder	Diesel, direct Injection, 4 stroke, vertical, water-cooling, 4 cylinder
25.7	29.4
2400	2400
≥124@1650	≥138@1800
100X105	90X100
≤244	≤255
Natural aspiration	Natural aspiration
Outer, oil bath	Outer, oil bath
Double action, 8'	Double action, 8'
8F+2R, sliding gear, central control	8F+2R, sliding gear, central control
3340*1500*2051	3340*1500*2051
1780	1818
1100, 1200, 1300 adjustable	1100, 1200, 1300 adjustable
960-1460 adjustable	960-1460 adjustable
338	338
1320	1320
Semi-separated, position and floating control	Semi-separated, position and floating control
Yes	Yes
Yes	Yes
5.00-15/ 11.2-24	5.00-15/ 11.2-24
Forward /Reverse1.40-32.00/1.78-9.40	Forward /Reverse1.40-32.00/1.78-9.40
U shape fixed	U shape fixed
Separated	Separated
Changchai 485T (4 cylinder)	/
Single action	Single action
/	/
540/1000 RPM	540/1000 RPM
8-spline	8-spline
Front ballast 10kg*8 pcs max	Front ballast 10kg*8 pcs max
Rear ballast 40kg*4 pcs max	Rear ballast 40kg*4 pcs max
Two way	Two way
Simple remote valve	Simple remote valve
/	/
ROPS only	ROPS only
ROPS+Canopy	ROPS+Canopy
Swing drawbar	Swing drawbar
/	/

Optional	Optional
/	/
4	4
16	16